




FOUNDRY®
SPECIALTY SIDING



THE LOOK OF CEDAR
PRESERVED



**FOUNDRY COMBINES
THE HIGHEST DEGREE
OF CEDAR WARMTH AND
COLOR DEPTH WITH
THE LOWEST AMOUNT
OF MAINTENANCE.**

**WELCOME TO SHINGLE
AND SHAKE SIDING ON
ANOTHER LEVEL.**



Grayne Shingle 5" In Aspen Brown 405

ENDLESS DESIGN POTENTIAL

FULLY REALIZED

Foundry commands attention by delivering on every style aspect of cedar—from the classic elegance of cut shingles to the rugged look of split shake. The beauty and curb appeal come effortlessly with single course panels and the longest repeat pattern in the industry, along with molds cast from real wood shakes and shingles to create a virtually seamless design.

- **Replicates the beautiful texture of shake**
- **Complete array of shake and shingle designs**
- **Widest array of colors, including solid and weathered**
- **Colors match all major siding brands**
- **Molds cast from real wood shakes and shingles**
- **Virtually seamless design**
- **40 linear feet without repetition - best in class**



SHINGLES

GRAYNE SHINGLE SIDING

AS REAL AS IT GETS




With its undeniable presence and true and weathered color selection, Grayne Shingle Siding gorgeously replicates the look of cedar. It features a realistic woodgrain you have to see and touch to appreciate. It's also easy to install and designed for minimal waste and little maintenance.




Aged Grey 451



Grayne Color Palette - Available in 5" & 7.5" Profiles



Grayne Color Palette- Available in 5" & 7.5" Profiles



Grayne Color	Recommended J-Channel Color
Cape Grey 401	258
Lakeside Blue 403	155
Ridge Moss 404	152
Aspen Brown 405	539
Aged Grey 451	664
Treated Cedar 453	717
Harvest Shade 456	644
Mountain Ash 457	277
Rustic Slate 458	692

SHAKE

SPLIT SHAKE SIDING

HANDCRAFTED HEAD TURNER

Our Split Shake Siding uses its extra-deep shadow lines and rustic cut edges to lend homes beauty and drama. This is the essential aesthetic of cedar color and form that lasts for the life of your siding.



Colonial Grey 837




SHAKE

STAGGERED SHAKE SIDING

CAPTURE THE SPIRIT OF CEDAR

Staggered Shake Siding celebrates the uneven cuts, random woodgrain textures and offset spacing that make hand-split cedar shakes so dramatic and compelling. Choose from two large profiles that work as whole-house or accent applications.



Oceanside 202



SHINGLES

PERFECTION SHINGLE SIDING

BIG ON CHARACTER

Perfection Shingles blend the deep, vertical shadow lines of split cedar shakes with the refined look of cedar shingles. The 7" profile makes these shingles ideal for whole-home applications or as an accent to add a touch of rustic beauty.



Sahara 048




SHINGLES

ROUND SHINGLES

CHARM TAKES CLASSIC SHAPE





Round Shingles make the perfect topping, with a rough-hewn texture and cedar grain that lend homes a warm, welcoming appearance.







Snow 123



Standard Foundry Color Palette



Standard Foundry Color Palette



Round Shingle available in 008, 034, 112, 123, 202, 278. Other colors available as a Special Order item. All product orders must follow special order guidelines. Please contact Foundry Customer Service at 800.521.8486 for more information.

Perfection Shingle, Split Shake, and 7" & 10" Staggered Shake can also be ordered in alternative manufacturer color matches; please see the master color match list, available on FoundrySiding.com, for the full list of available colors.

Actual siding color may vary slightly from printed brochure.

Weathered Color Palette



Weathered Color Palette



Red Cedar 844




Denim 888



Midnight Cloud 889



Reclaimed Cedar 890



Arizona Clay 891

Weathered Collection®	Recommended J-Channel Color
Vanilla Bean 814	179
Golden Straw 816	165
Rustic Cedar 819	179
Vintage Taupe 830	180
Sandalwood 831	246
Harvest Wheat 832	008
Moon Rock 836	258
Colonial Grey 837	258
Rustic Brown 838	235
Red Cedar 844	210
Denim 888	913
Midnight Cloud 889	672
Reclaimed Cedar 890	648
Arizona Clay 891	717

Weathered colors not available in Round profile.
814, 816, 831, 888, 889, 890, and 891
only available in Split Shake and 7" Staggered Shake.

PROFILES



5" Grayne
 5" Exposure
 Item# 1605***
 Length: 60 1/2"
 24 panels / carton
 1/2 square / carton
 29 lbs. / carton
 Recommended J-Channel: 3/4"




7.5" Grayne
 7.5" Exposure
 Item# 1607***
 Length: 60 1/2"
 32 panels / carton
 1 square / carton
 46 lbs. / carton
 Recommended J-Channel: 3/4"



Perfection Shingle
 7" Exposure
 Item# 1401***
 Length: 60 3/4"
 34 panels / carton
 One square / carton
 55 lbs. / carton
 Recommended J-Channel: 3/4"



Round Shape
 6" Exposure
 Item# 2001***
 Length: 60"
 20 Panels / carton
 1/2 square / carton
 30 lbs. / carton
 Recommended J-Channel: 3/4"



Staggered Shake
 7" Exposure
 Item# 1301***
 Length: 60 3/4"
 34 panels / carton
 One square / carton
 62 lbs. / carton
 Recommended J-Channel: 1"



Staggered Shake
 10" Exposure
 Item# 1201***
 Length: 62 1/2"
 23 Panels / carton
 One square / carton
 60 lbs. / carton
 Recommended J-Channel: 1"



Split Shakes
 7" Exposure
 Item# 1101***
 Length: 60 3/4"
 34 panels / carton
 One square / carton
 55 lbs. / carton
 Recommended J-Channel: 1"

Notes: Fullback Foam Shims are .5" thick.
 When using the shims a 1 1/2" J-Channel is recommended.
 *** Indicates color number.



TRIM AND ACCESSORIES



3/4" J-Channel

Item #7007***
Length 90"
20 Pieces/Carton
32 lbs./Carton approx



1-1/2" J-Channel

Item #7009***
Length 90"
10 Pieces/Carton
12 lbs./Carton approx



1" J-Channel

Item #7008***
Length 90"
20 Pieces/Carton
32 lbs./Carton approx



Undersill/Utility Trim

Item #7402***
Length 90"
20 Pieces/Carton
13 lbs./Carton approx



Vinyl Starter Strip

Item #7510000
Length 90"
20 Pieces/Carton
18 lbs./Carton approx



Fullback Foam Panel

Only available in the
7" Shake profile.
Item #7800000
Length 28 1/2"
11 Pieces/Carton
32 lbs./Carton approx



Shapes Starter Strip

Item #7300000
Length 60"
20 Pieces/Carton
11 lbs./Carton approx

CORNER KITS



7" Perfection Shingle Corner Kit

4 Corners & 8 Pieces of
3/4" J-Channel (56 in. long).
Item #7641***
Length 56"
12 Pieces/Carton
10 lbs./Carton approx



7" Split Shake / 7" Staggered Shake Corner Kit

4 Corners & 8 Pieces
of 1" J-Channel (60 in. long).
Item #7341***
Length 56"
12 Pieces/Carton
10 lbs./Carton approx



10" Staggered Shake Corner Kit

4 Corners & 8 Pieces
of 1" J-Channel (60 in. long).
Item #7241***
Length 60"
12 Pieces/Carton
10 lbs./Carton approx

Notes: Fullback Foam Shims are .5" thick.
When using the shims a 1½" J-Channel is recommended.
*** Indicates color number.

INNOVATIVE PERFORMANCE

- Wind resistance up to 170 mph
 - Class A flame spread rating
 - Easy-to-install design
 - Single course panels save waste
-

LOW MAINTENANCE

- Virtually maintenance-free design
 - Never needs painting or staining
-

PEACE OF MIND

- Limited Lifetime Warranty
- Won't warp, sag or buckle
- Made in the USA
- Lightweight and easy to repair in the event of damage

REMARKABLY SUSTAINABLE

- Less environmental impact compared to fiber cement shakes
 - Environmental product declaration available
 - Incorporates post-industrial recycled materials
-

EASY INSTALLATION

- Easy to install
- Can be cut with tin snips
- Single course
- Lightweight and easy to repair





BE BOUNDLESS™

THE PRODUCTS TO DO EVERYTHING. THE POWER TO DO EVEN MORE.

We're answering "what ifs" on a whole new level—from the solutions we create to the dreams we build. We have the tools and technology to tell design stories on a bigger scale and on a more personal level. There are no limits to how far we innovate, how deeply we express, how strongly we commit and how boldly we go.

Together let's Be Boundless™.

Westlake

© 2025 Westlake

Foundry Specialty Siding
FoundrySiding.com | 800-521-8486
Item # 60500 | FOU328000 1/25

